



### District Report Card: 2017


<b>State:</b> Kerala	<b>District:</b> Kollam
<b>Class:</b> 8	<b>Subject:</b> Language
<b>Schools:</b> 51	<b>Students:</b> 1307


### Participation/Coverage


#### Students

<b>GENDER</b> 	Boys		Girls	
	Number	%	Number	%
	659	50.42	648	49.58

<b>AREA</b> 	Rural		Urban	
	Number	%	Number	%
	953	72.92	354	27.08

<b>CATEGORY</b> 	SC		ST		OBC		GEN	
	Number	%	Number	%	Number	%	Number	%
	209	15.99	20	1.53	737	56.39	341	26.09

<b>CWSN</b> 	LD	VI	HI	S&LD	ID	Oth
	1	3	0	0	8	2

<b>Management</b> 	Government		Government-aided	
	Number	%	Number	%
	473	36.19	834	63.81

### Average Performance of Students in Language (%)

Overall	Gender		Area		Management		Social Group			
	Male	Female	Rural	Urban	Govt.	Aided	SC	ST	OBC	GEN
66.94	65.70	68.21	67.51	65.40	66.19	67.37	61.98	53.00	66.55	71.65

### Performance on Learning Outcomes (LOs)

Learning Outcomes	Description	Average Performance(%)
L813	Read textual/non-textual materials with comprehension and identifies the details, characters, main idea and sequence of ideas and events while reading	66.94

Range of Performance of Students who Answered Correctly							
Below 30%		30% - 50%		50% - 75%		Above 75%	
Number	%	Number	%	Number	%	Number	%
60	4.59	180	13.77	604	46.21	463	35.42

### Lowest Performing Learning Outcomes (LOs)

1 - Read textual/non-textual materials with comprehension and identifies the details, characters, main idea and sequence of ideas and events while reading (66.94)